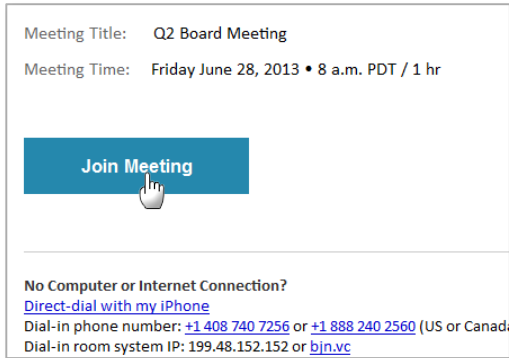


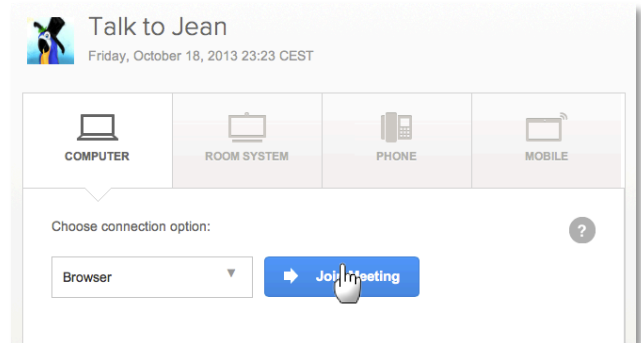


JOINING A BLUE JEANS MEETING FROM A BROWSER

STEP 1 Click the Blue Jeans meeting link in the email invite

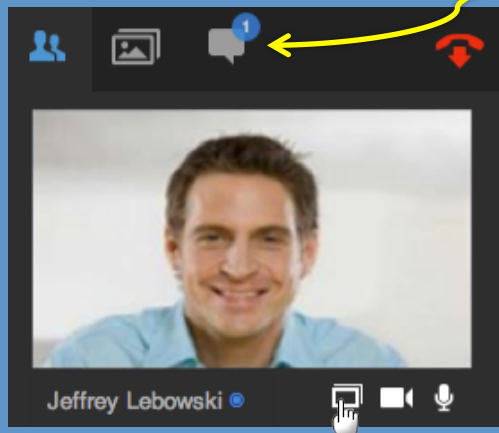


STEP 2 Click the connect button from the Meeting Page (if prompted, install the browser plug-in).



NEED TO SHARE CONTENT?

1. Click the Share icon under the self view



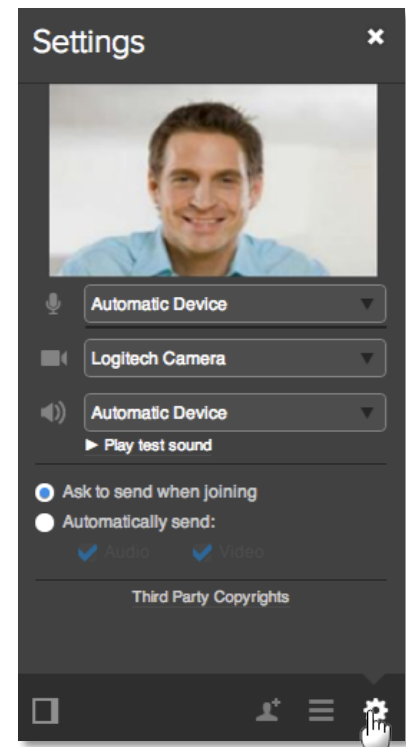
2. Click "Share my desktop" to share content.
3. Visit <http://bit.ly/1c2YsOu> for information on sharing HD video content.

GROUP CHAT

Click the Chat icon for quick instant messaging. All participants will see chat messages.

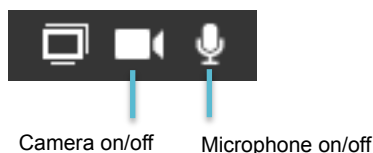
NOT SENDING AUDIO OR VIDEO?

Check your device settings by clicking on the pinwheel in the bottom right.



KNOW YOUR MIC AND CAMERA CONTROLS

You can enable/ disable your microphone and camera easily by clicking the buttons below



Keyboard Shortcuts

"M" - Mute/ Unmute microphone
"V" - Enable/ Disable video feed
"Space Bar" - Push-to-Talk when muted

NEED HELP?

Visit <http://bluejeans.com/support> for a Quick Start Guide and Videos
Contact Blue Jeans Tech Support at support@bluejeans.com or (408)791-2830.