

Joining a BlueJeans Meeting

Using the BlueJeans Mobile App

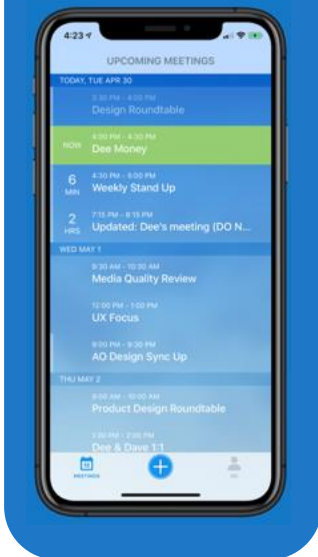
Join a Meeting

1. Download & Install the **BlueJeans Mobile App**
2. Tap the **meeting name**
3. Tap **Audio & Video**.



In-Meeting Controls

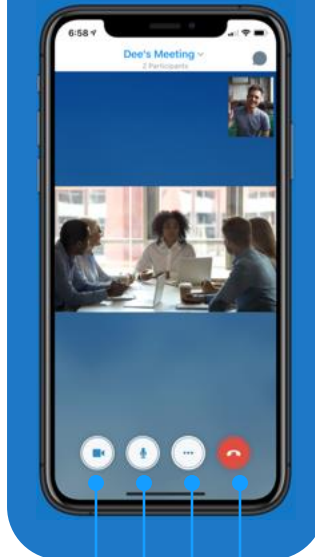
Tap to select audio and join a meeting



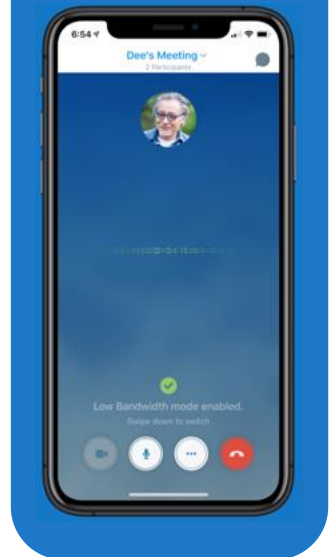
Or click + join a meeting on the go



View and share content



Swipe up for low bandwidth mode



Share or mute **video** • Leave/End meeting

Share or mute **audio** • Share content and meeting settings:

- **iPhone:** Share entire screen
- **Android:** Share entire screen or individual apps
- Switch audio source
- Start/stop recording
- Invite others to join
- Lock meeting
- Change participant video layout